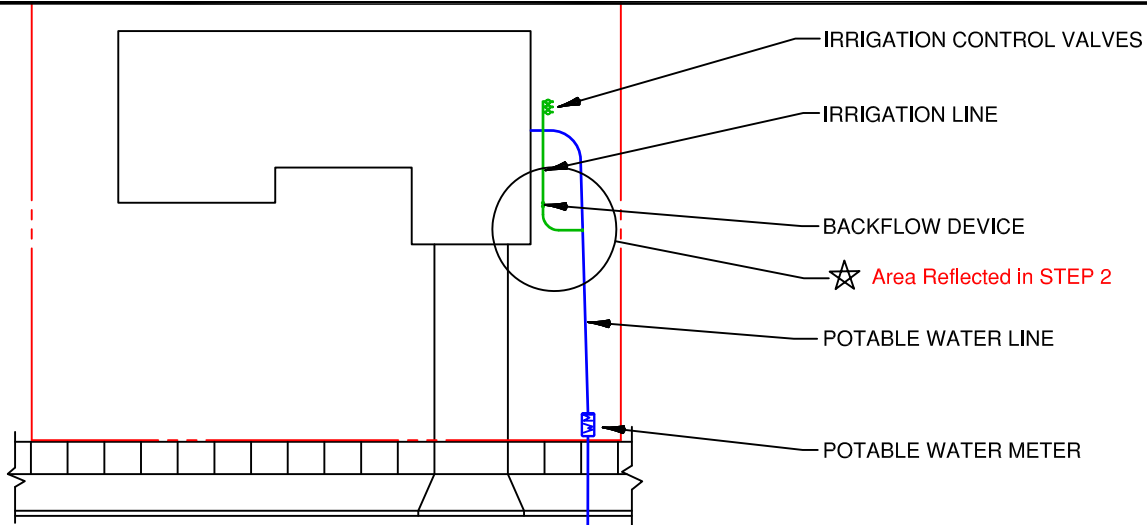


City of Ocoee
 Utilities Department
**General Instructions to
 Connect to Reclaimed Water Service**



Typical Home Potable Water and Irrigation Plumbing



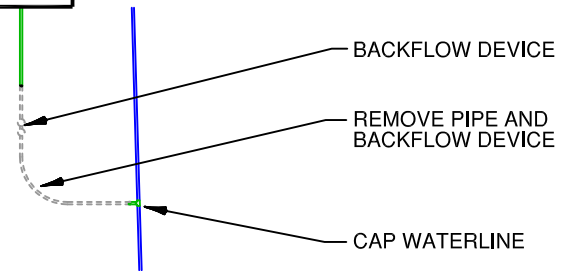
This document should only be used for general guidance regarding what is needed to disconnect an irrigation system from the potable water line; and then to reconnect the irrigation system to a reclaimed water meter. While many homeowners have been successful in completing the work described herein, it is the responsibility of the homeowner to become thoroughly familiar with the locations of the irrigation system, existing material used in water and irrigation lines, obstructions (trees, sidewalks, driveways, etc.) that may affect installation of the piping, the material to be used, and construction methods.

Typical Directions for Connecting to Reclaimed Water

STEP 1.

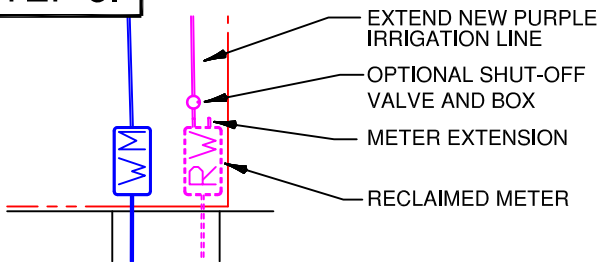
1. Call "SUNSHINE ONE" at 811 48 hours before digging for underground utilities locates.
2. Call the City at (407) 905 -3191 to coordinate and schedule water turn ons/offs and inspections before beginning work.
3. Measure lengths, and procure needed material to perform the work.
4. It is recommended, but not required to have an owners-side shut off valve installed in a valve box behind the meter.
5. Also, if desired, an in-ground enclosed hose bib with a quick connect can be installed in a separate valve box next to house.
6. Note: It is very important through all phases of the work that both systems are checked and rechecked for leaks.

STEP 2.



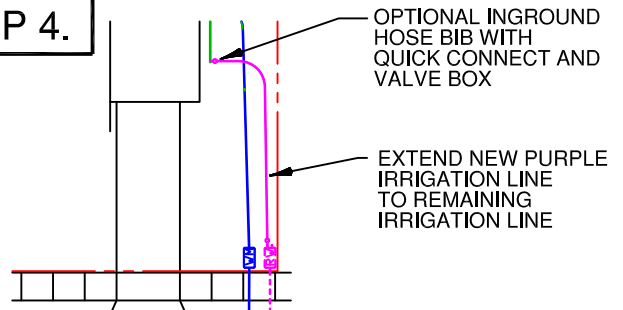
1. Call City (407) 905 -3191 to schedule water turn on and off before beginning work.
2. Locate irrigation line connection to potable water line and cut and cap pipe (potable water side.) See the "STAR" area in the overall diagram.
3. Locate and cut irrigation line beyond backflow device. Remove device and piping.

STEP 3.



1. Locate the reclaim meter box (purple top) and find the meter extension on the owner's side of the box.
2. Connect new purple reclaimed irrigation piping to meter extension.

STEP 4.



1. Extend new purple (pvc) irrigation line to existing irrigation line and connect lines.
 2. Call for City Inspection at (407) 905-3191*.
 3. After successful inspection reset irrigation timer.
- * Reclaim meter shall remain locked until inspection is completed and approved by the City.